

**STAGE**  
WINDOWS & DOORS



**Prima  
Casement**



**New Approach To Window  
Quality And Efficiency**

**STAGE**  
WINDOWS & DOORS

# Premium Vinyl Casement

Our Prima Vinyl Collection Casement windows are available in singles, twins, triples, quads, fixed and a wide selection of architectural shapes.



Roto LB11 Corner Drive offers enhanced security and performance

Multi-point Locks Operate with a single handle for maximum security with minimum effort.



True multi-chamber design with extra rigidity walls; approx. 30% more vinyl than typical windows. Precision up to 1/32" (outstanding finishes), Fusion-welded corners plus 70 Thou main wall thickness.



Roto's X-Drive casement operators feature your stainless steel or powder coated steel

## Roto X10 Lock Out Handle



Unique lock out feature prevents the handle from collapsing during operation  
Lever on the backside disengages the locking feature

UV (IjM)	SHG	VT	Zone	ER
0.26   1.48	0.44	0.51	1 2	33
CPD			ES	
STG-M-2-00001-00001			NR11274-29256172-ES	

## GLASS OPTIONS



**Laminated glass**  
Extra strength glass for improved safety and protection

All glass units are made in house including grills  
**DOUBLE GLAZING**; All windows come with 7/8 OT for ideal gap of 1/2"  
**TRIPLE GLAZING**; Casement family 1" 3/8 OT - 1" 1/4 OT for a true triple with no grill limitations.  
3 level of glass performances for;  
**Energygain** packages with high SHGC  
**Sunshield** packages with high R value and UV blocking features  
**IS (Interior Surface coating)** offered with all packages  
Low coating is positioned on surface #3 to allow clear view of grill colors.  
Warm edge spacer with superior thermal performances vs. metal. Specialty and privacy glasses available as well.

## Colour options



A selection of exterior stocked colours (Black, Cream, Pebble, Chestnut Brown, Commercial Brown)  
Selection of exterior standard colours painted to order.  
Colour-matching program available for casement family interiors only.  
Interior laminated look like and designer finishes available for casement family.

## Grill options



## Interior and Exterior Accessories



17 PVC jamb extensions sizes available to accommodate any installation requirement.  
Vinyl casings available in colonial and flat design, 2" 5/8 and 3" 3/8 size with rosettes, mitered and flat corners.  
Wood casing and jamb available in oak, pine, foam board.  
9 PVC brickmould sizes to accommodate any installation requirement  
1 1/4 frame extension to make the Prima line a 4 1/2" system



**STAGE**  
WINDOWS & DOORS

 **Blake**  
Exteriors

**Prima Vinyl  
Awning**



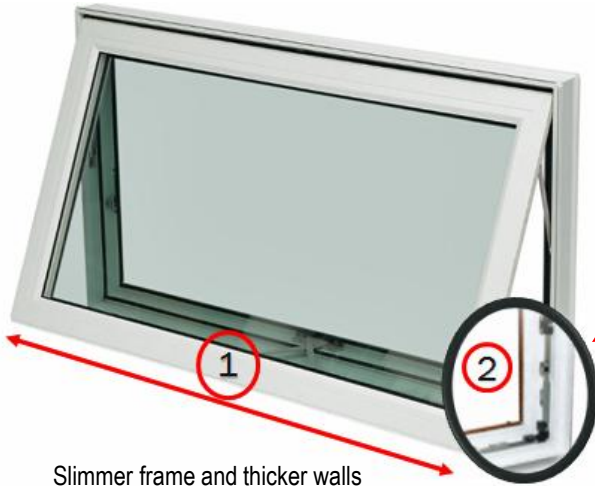
**New Approach To Window  
Quality And Efficiency**

**STAGE**  
WINDOWS & DOORS



# Premium Vinyl Awning

Our Prima Vinyl Collection Awning windows are available in singles, twins, triples, quads, fixed and a wide selection of architectural shapes.



Roto LB11 Corner Drive offers enhanced security and performance

Heavy duty hardware options with tie bars and two corner drives! (2)

Multi-point Locks Operate with a single handle for maximum security with minimum effort.

Slimmer frame and thicker walls  
True multi-chamber design with extra rigidity walls including diagonal sash brace; max size up to 72". (1)



True multi-chamber design with extra rigidity walls; approx. 30% more vinyl than typical windows. Precision up to 1/32" (outstanding finishes), Fusion-welded corners plus 70 Thou main wall thickness.

### Roto X10 Lock Out Handle



Unique lock out feature prevents the handle from collapsing during operation  
Lever on the backside disengages the locking feature



Roto's X-Drive casement operators feature your stainless steel or powder coated steel

UV (IjM)	SHG	VT	Zone	ER
0.26   1.48	0.44	0.51	1 2	33
CPD			ES	
STG-M-2-00001-00001			NR11274-29256172-ES	

## GLASS OPTIONS



**Laminated glass**  
Extra strength glass for improved safety and protection

All glass units are made in house including grills  
DOUBLE GLAZING; All windows come with 7/8 OT for ideal gap of 1/2"  
TRIPLE GLAZING; Casement family 1" 3/8 OT - 1" 1/4 OT for a true triple with no grill limitations.

3 level of glass performances for;

**Energygain** packages with high SHGC

**Sunshield** packages with high R value and UV blocking features

**IS** (Interior Surface coating) offered with all packages

Low coating is positioned on surface #3 to allow clear view of grill colors.

Warm edge spacer with superior thermal performances vs. metal. Specialty and privacy glasses available as well.

## Colour options



A selection of exterior stocked colours (Black, Cream, Pebble, Chestnut Brown, Commercial Brown)  
Selection of exterior standard colours painted to order.  
Colour-matching program available for casement family interiors only.  
Interior laminated look like and designer finishes available for casement family.

## Grill options



## Interior and Exterior Accessories



17 PVC jamb extensions sizes available to accommodate any installation requirement.

Vinyl casings available in colonial and flat design, 2" 5/8 and 3" 3/8 size with rosettes, mitered and flat corners.

Wood casing and jamb available in oak, pine, foam board.

9 PVC brickmould sizes to accommodate any installation requirement

1 1/4 frame extension to make the Prima line a 4 1/2 system



**STAGE**  
WINDOWS & DOORS

 **Blake**  
Exteriors

**Prima Vinyl  
Hungs**



**New Approach To Window  
Quality And Efficiency**

**STAGE**  
WINDOWS & DOORS


# Premium Vinyl Single- Double Hung

Our Prima Vinyl Collection Hung windows are available in singles, twins, triples, quads, fixed and a wide selection of architectural shapes.



**3** Triple weather-stripping air tight system (3)

Inside frame mullion bracket easy to maintain.  
Heavy duty screen bars, spring loaded, no pins!  
Constant force balances.  
Cam and self-closing lock options  
Standard foam filled sash and frame  
Ideal glazing options with 7/8" for dual and 1 1/4" for triple panes (true triple pane, only large manufacturer to offer it)



True multi-chamber design with extra rigidity walls; approx. 30% more vinyl than typical windows. (1)  
Max sizes up to 50" x 78"  
Two hidden drain holes and two diagonally mounted drain flaps for less air infiltration; both located far from base for easy caulking and less chances of drain blockage. (2)  
Double tower glazing walls. (4)

**5** Curve shaped integrated pull rails (5)

Single Hung

UV (IIM)	SHG	VT	Zone	ER
0.28   1.59	0.51	0.59	1 2 3	34
CPD			ES	
STG-M-8-00001-00001			NR11274-29524368-ES	

Double Hung

UV (IIM)	SHG	VT	Zone	ER
0.28   1.59	0.51	0.59	1 2 3	34
CPD			ES	
STG-M-5-00001-00001			NR11274-29524394-ES	

## GLASS OPTIONS



**Laminated glass**  
Extra strength glass for improved safety and protection

All glass units are made in house including grills  
**DOUBLE GLAZING**; All windows come with 7/8 OT for ideal gap of 1/2"  
**TRIPLE GLAZING**; Casement family 1" 3/8 OT - 1" 1/4 OT for a true triple with no grill limitations.  
3 level of glass performances for;  
**Energygain** packages with high SHGC  
**Sunshield** packages with high R value and UV blocking features  
**IS** (Interior Surface coating) offered with all packages  
Low coating is positioned on surface #3 to allow clear view of grill colors.  
Warm edge spacer with superior thermal performances vs. metal. Specialty and privacy glasses available as well.

## Colour options



A selection of exterior stocked colours (Black, Cream, Pebble, Chestnut Brown, Commercial Brown)  
Selection of exterior standard colours painted to order.  
Colour-matching program available for casement family interiors only.  
Interior laminated look like and designer finishes available for casement family.

## Grill options



## Interior and Exterior Accessories



17 PVC jamb extensions sizes available to accommodate any installation requirement.  
Vinyl casings available in colonial and flat design, 2" 5/8 and 3" 3/8 size with rosettes, mitered and flat corners.  
Wood casing and jamb available in oak, pine, foam board.  
9 PVC brickmould sizes to accommodate any installation requirement  
1 1/4 frame extension to make the Prima line a 4 1/2 system





**STAGE**  
WINDOWS & DOORS

**Blake**  
Exteriors

**Prima Vinyl  
Slider**



**New Approach To Window  
Quality And Efficiency**

**STAGE**  
WINDOWS & DOORS

# Premium Vinyl Single- Double Slider Windows

Our Prima Vinyl Collection Slider windows are available in sliders, available with tilt-in or lift out sashes . Max sizes up to 110" x 48"



**3** Triple weather-stripping air tight system (3)


Inside frame mullion bracket easy to maintain.  
Heavy duty screen bars, spring loaded, no pins!  
Cam and self closing lock options  
Optional foam filled sash and frame  
Proprietary sliding shoes design for enhanced sash grip.  
Ideal glazing options with 7/8" for dual and 1"1/4 for triple panes (true triple pane, only large manufacturer to offer it)



**6** Recessed double metal brass rollers (6)



**5** Curve shaped integrated pull rails (5)



**1** Two hidden drain holes and two diagonally mounted drain flaps for less air infiltration; both located far from base for easy caulking and less chances of blockage. **(2)** Triple weather-stripping air tight system **(3)** Double tower glazing walls. **(4)**

UV (I/M)	SHG	VT	Zone	ER
0.28   1.59	0.51	0.59	1 2	32
CPD			ES	
STG-M-10-00001-00001			NR11274-29524316-ES	

UV (I/M)	SHG	VT	Zone	ER
0.29   1.65	0.5	0.57	1 2	31
CPD			ES	
STG-M-7-00001-00001			NR11274-29524290-ES	

UV (I/M)	SHG	VT	Zone	ER
0.28   1.59	0.51	0.59	1 2	33
CPD			ES	
STG-M-9-00001-00001			NR11274-29524342-ES	

UV (I/M)	SHG	VT	Zone	ER
0.28   1.59	0.5	0.58	1 2	31
CPD			ES	
STG-M-6-00001-00001			NR11274-29524264-ES	

## GLASS OPTIONS



**Laminated glass**  
Extra strength glass for improved safety and protection

All glass units are made in house including grills  
**DOUBLE GLAZING;** All windows come with 7/8 OT for ideal gap of 1/2"  
**TRIPLE GLAZING;** Casement family 1" 3/8 OT - 1" 1/4 OT for a true triple with no grill limitations.  
3 level of glass performances for;  
**Energygain** packages with high SHGC  
**Sunshield** packages with high R value and UV blocking features  
**IS** (Interior Surface coating) offered with all packages  
Lowe coating is positioned on surface #3 to allow clear view of grill colors.  
Warm edge spacer with superior thermal performances vs. metal. Specialty and privacy glasses available as well.

## Colour options



A selection of exterior stocked colours (Black, Cream, Pebble, Chestnut Brown, Commercial Brown)  
Selection of exterior standard colours painted to order.  
Colour-matching program available for casement family interiors only.  
Interior laminated look like and designer finishes available for casement family.

## Grill options



## Interior and Exterior Accessories



17 PVC jamb extensions sizes available to accommodate any installation requirement.  
Vinyl casings available in colonial and flat design, 2" 5/8 and 3" 3/8 size with rosettes, mitered and flat corners.  
Wood casing and jamb available in oak, pine, foam board.  
9 PVC brickmould sizes to accommodate any installation requirement  
1 1/4 frame extension to make the Prima line a 4 1/2 system





**STAGE**  
WINDOWS & DOORS

 **Blake**  
Exteriors

**Prima Vinyl  
Hopper**




**New Approach To Window  
Quality And Efficiency**

**STAGE**  
WINDOWS & DOORS

# Premium Vinyl Hopper Window

Our Prima Vinyl Collection **HOPPER** windows are available in singles, twins, triples, quads, fixed and a wide



Sweep-type lock at the bottom of window locks and unlocks the operating sash.

A hopper window opens at the bottom and swings into the room. It is usually used above doors or high on a wall for extra light and ventilation. It can also be used as an egress window as it can swing open freely but must meet code requirements. However, exiting through a hopper window would require crawling over the pane of glass to escape.

True multi-chamber design with extra rigidity walls; approx. 30% more vinyl than typical windows. Precision up to 1/32" (outstanding finishes), Fusion-welded corners plus 70 Thou main wall thickness. Standard foam filled sash and frame .

- Ideal glazing options with 7/8" dual panes

## GLASS OPTIONS



All glass units are made in house including grills  
**DOUBLE GLAZING;**  
 All windows come with 7/8 OT for ideal gap of 1/2".  
 3 level of glass performances for;

**Energycain** packages with high SHGC  
**Sunshield** packages with high R value and UV blocking features  
**IS (Interior Surface coating)** offered with all packages  
 Low coating is positioned on surface #3 to allow clear view of grill colors. Warm edge spacer with superior thermal performances vs. metal. Specialty and privacy glasses available as well.

## Colour options



A selection of exterior stocked colours (Black, Cream, Pebble, Chestnut Brown, Commercial Brown)  
 Selection of exterior standard colours painted to order.  
 Colour-matching program available for casement family interiors only.  
 Interior laminated look like and designer finishes available for casement family.

## Grill options



## Interior and Exterior Accessories




17 PVC jamb extensions sizes available to accommodate any installation requirement.  
 Vinyl casings available in colonial and flat design, 2" 5/8 and 3" 3/8 size with rosettes, mitered and flat corners.  
 Wood casing and jamb available in oak, pine, foam board.  
 9 PVC brickmould sizes to accommodate any installation requirement  
 1 1/4 frame extension to make the Prima line a 4 1/2 system

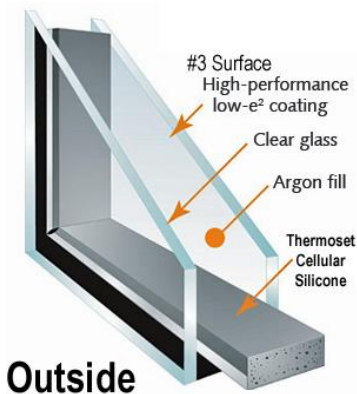




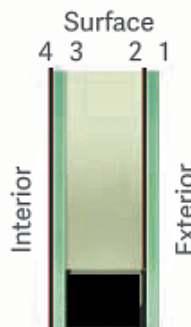
## SOLAR SHIELD INSULATED GLASS PACKAGES



**Energy-gain**  
Energy-gain packages  
- designed to take advantage of the free heat from the sun.



**Sun-shield**  
Sun-shield packages  
- designed to block unwanted heat and UV rays from the sun and increase R-values



**Laminated glass**  
Extra strength glass for improved safety and protection

**ClimaGuard IS-20**  
(Interior Surface Coating)  
ClimaGuard IS-20 provides an additional boost to help windows meet energy codes.

*Note: Lowe Coating always on surface # 3*

# CLIMAGUARD® LOW-E PERFORMANCE DATA

Double-Glazed	Visible Light			UV Trans %	SHGC	U-Factor	
	Trans %	Reflect Out %	Reflect In %			1/2" Gap Argon	Air
<b>ClimaGuard 80/70 (#3)</b>	81	13	13	41	0.70	0.27	0.31
<b>ClimaGuard 62/27</b>	62	11	12	8	0.28	0.25	0.29

Triple-Glazed	Visible Light			UV Trans %	SHGC	U-Factor			
	Trans %	Reflect Out %	Reflect In %			1/2" Gap Argon	Air	5/16" Gap Argon	Air
<b>80/70 + 80/70</b>	73	17	17	26	0.58	0.14	0.17	0.18	0.23
<b>80/70 + 70/36</b>	63	17	14	16	0.45	0.13	0.16	0.17	0.22

Double-Glazed w/ IS-20 (#4)	Visible Light			UV Trans %	SHGC	U-Factor		ENERGY STAR® ZONES
	Trans %	Reflect Out %	Reflect In %			1/2" Gap Argon	Air	
<b>80/70 + IS-20</b>	79	14	14	39	0.64	0.22	0.25	N
<b>62/27 + IS-20</b>	60	12	13	8	0.27	0.20	0.24	All

## Monolithic

<b>ClimaGuard IS-20</b>	88	9	9	69	0.79	n/a	0.68	
-------------------------	----	---	---	----	------	-----	------	--

All configurations: 3.0mm clear glass, U-factor is measured with: argon= 90% argon/10% air fill, air=100% air fill.

Double-glazed: low-E coatings are on the #2 surface unless noted #3, IS-20 coating is on the #4 surface.

Triple-glazed: low-E coatings are on #2 and #5 surfaces. Performance data calculated using LBNL Window 7, IGDB v.57.

All measurements taken from center of glass values. The performance values shown are nominal and subject to variations due to manufacturing tolerances. Guardian reserves the right to change product performance characteristics without notice or obligation.


A wide range of performance for a wide range of climates. Guardian ClimaGuard Low-E glass products can be matched to meet the energy and comfort requirements of a specific region or climate. Use the performance data to find the right products for your window mix.



Double-glazed insulating glass units are typical for most climates



Triple-glazed insulating glass units provide additional insulation against the cold in northern climates



**ClimaGuard IS-20 Interior Surface Coating** to boost insulating capabilities. ClimaGuard IS-20 Interior Surface Low-E glass is engineered to lower the U-factor of standard low-E windows. When applied to the #4 (inside) surface of double-glazed or the #6 (inside) surface of triple-glazed windows, and used in conjunction with other ClimaGuard Low-E coatings, ClimaGuard IS-20 can improve energy saving. IS-20 is mechanically and chemically durable, with excellent optical properties making it ideal for exposed-surface applications, including monolithic usage in storm windows. ClimaGuard IS-20 offers additional performance for wood windows and helps meet energy codes without using argon gas



# Window Minimum - Maximum Sizes

## Reference Sheet

### Rectangle Windows


Description	MinH	MinW	MaxH-DG	MaxW-DG	MaxH-TG	MaxW-TG	MaxSqft	MaxSqft-TG
Prima Awning	14	19 1/8	72	72	66	66	22	18
Prima Casement	18	14 1/4	78	40	70	40	18.5	18
Prima Picture Window	12	9 1/2	101	101	101	101	35	35
Prima Fixed Casement	12	12	101	101	110	110	35	35
Prima Single Hung	24	14	81.5	50	76	48	22	20
Prima Single Slider	12	23	58	78	56	76	24	24
Prima Double Hung	24	14	78	50	76	46	24	22
Prima Double Slider	14	24	48	78	46	76	22	22
Prima Triple Slider/ end vent	14	58	48	116	49	110	34	34
Prima Hopper	14	14	42	54	N/A	N/A	14	N/A

### Architectural Shaped Windows

Prima Arch Top Single Hung	40	34	72	48	66	45	30	26
Prima Circle	24	24	72	72	68	68	30	26
Prima Clip Corners	12	12	84	72	80	68	35	31
Prima Eyebrow	11	24	25	80	23	76	35	31
Prima Extended Eyebrow	10	20	86	72	76	72	35	31
Prima Extended Ellipse	30	12	72	84	68	76	35	31
Prima Extended Gothic Eyebrow	14	14	24	80	24	76	35	31
Prima Extended Half Round	12	24	80	72	80	72	35	31
Prima Ellipse	12	30	36	78	78	76	35	31
Prima Extended Quarter Circle	20	12	72	72	68	68	35	31
Prima Extended Quarter Eyebrow	14	14	84	46	76	86	35	31
Prima Extended Quarter Ellipse	16	14	84	48	76	44	35	31
Prima Gothic Eyebrow	72	16	80	30	76	24	35	31
Prima Hexagon	20	20	72	72	68	68	35	31
Prima Half Round	12	24	48	96	48	96	35	31
Prima Isocoles Triangle	12	24	72	46	68	44	35	31
Prima Octagon	20	20	72	72	55	55	35	31
Prima Oval	28	30	72	36	68	32	35	31
Prima Pentagon	12	32	72	72	72	105	35	31
Prima Quarter Circle	12	12	72	72	68	68	35	31
Prima Quarter Eyebrow	12	12	35	72	68	32	35	31
Prima Left Triangle	12	24	72	90	68	48	35	31
Prima Right Triangle	12	24	72	90	68	48	35	31
Prima Trapezoid	12	12	80	80	72	80	35	31



DOUBLE



TRIPLE

If size exceeds Stage Min/Max sizes please contact the office

833-887-8243

